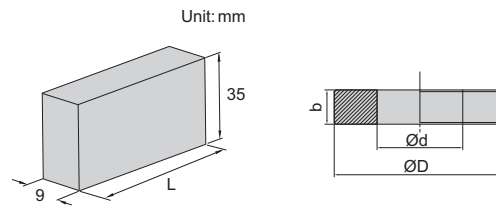


## CALIPER INSPECTION GAGE BLOCK AND RING GAGE SET



4176-30



Ring gage sizes:

diameter (Ød)*	b	ØD
Ø4mm	5mm	22mm
Ø25mm	14mm	53mm

\*The size of the ring gage when supplied may have deviation. For example, the size Ø25mm may be 24.996mm

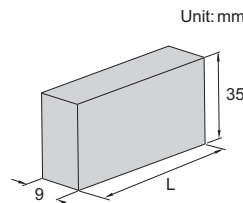
- Gage blocks meet ISO3650/grade 2  
Ring gages meet DIN2250-1:2008
- Supplied with manufacturer inspection certificate

Code	Material	Gage blocks included in set (L)	Ring gages included in set (Ød)	Applicable calipers (mm)
4176-30	alloy steel	30, 41.3, 131.4	4, 25	0-150

## CALIPER INSPECTION GAGE BLOCK SET



4108-3005



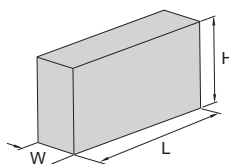
- Meet ISO3650/grade 2
- Supplied with manufacturer inspection certificate

Code	Material	Gage blocks included in set (L)	Applicable calipers (mm)
4108-3005	alloy steel	30, 41.3, 131.4, 243.5, 281.2	0-150, 0-200, 0-300

## MICROMETER INSPECTION GAGE BLOCK SETS



4107-10



Dimension:

Size (L)	W	H
0.5 ≤ L ≤ 10mm	9mm	30mm
L > 10mm	9mm	35mm

- One piece of optical flat is included in 4107-10 and 4107-101
- Meet ISO3650/grade 0
- Supplied with manufacturer inspection certificate



Code	Material	Gage blocks included in set	Applicable micrometer	Optical flat
4107-10	ceramic	2.5mm, 5.1mm, 7.7mm, 10.3mm, 12.9mm, 15mm, 17.6mm, 20.2mm, 22.8mm, 25mm, optical flat	0-25mm	included
4107-101	alloy steel	2.5mm, 5.1mm, 7.7mm, 10.3mm, 12.9mm, 15mm, 17.6mm, 20.2mm, 22.8mm, 25mm, optical flat	0-25mm	included
4107-112	alloy steel	25mm, 27.5mm, 30.1mm, 32.7mm, 35.3mm, 37.9mm, 40mm, 42.6mm, 45.2mm, 47.8mm, 50mm	25-50mm	not included
4107-113	alloy steel	50mm, 52.5mm, 55.1mm, 57.7mm, 60.3mm, 62.9mm, 65mm, 67.6mm, 70.2mm, 72.8mm, 75mm	50-75mm	not included
4107-114	alloy steel	75mm, 77.5mm, 80.1mm, 82.7mm, 85.3mm, 87.9mm, 90mm, 92.6mm, 95.2mm, 97.8mm, 100mm	75-100mm	not included
4107-115	alloy steel	5.12mm, 10.24mm, 15.36mm, 21.5mm, 25mm, 30.12mm, 35.24mm, 40.36mm, 46.5mm, 50mm, 55.12mm, 60.24mm, 65.36mm, 71.5mm, 75mm, 80.12mm, 85.24mm, 90.36mm, 96.5mm, 100mm	0-100mm	not included

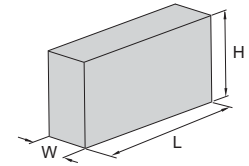
## MICROMETER INSPECTION GAGE BLOCK SET

**INSPECTION CERTIFICATE**

application



**4160-10**



Dimension:

Size (L)	W	H
0.5 ≤ L ≤ 10mm	9mm	30mm
L > 10mm	9mm	35mm

- Meet ISO3650/grade 0
- One piece of optical flat is included (size Ø30x12mm)
- Supplied with manufacturer inspection certificate

optical flat (included)



Code	Material	Gage blocks included in set	Applicable micrometer
<b>4160-10</b>	alloy steel	2.5mm, 5.1mm, 7.7mm, 10.3mm, 12.9mm, 15mm, 17.6mm, 20.2mm, 22.8mm, 25mm	0-25mm

9

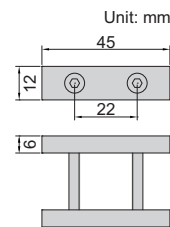
## GAGE BLOCK HOLDERS

- Made of aluminum
- To be used with individual steel gage blocks (code **4101**) as Go and No-Go gage

Code	Applicable gage block size
<b>6883-1</b>	1.5-5mm
<b>6883-2</b>	5-10mm
<b>6883-3</b>	10-15mm
<b>6883-4</b>	15-20mm
<b>6883-5</b>	20-25mm



**6883-4**



To be used as Go and No-Go gage



## GAGE BLOCK HOLDER

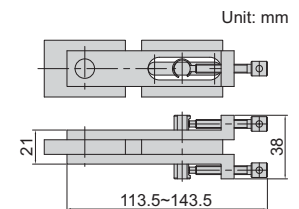


- For gage blocks over 100mm with clamping holes
- Optional accessory: gage block holder accessory, gage block accessory (code **6881**)

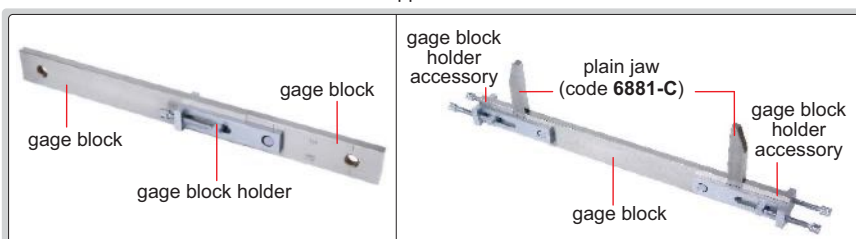
**Code**  
**6886-1**



**6886-1**



application

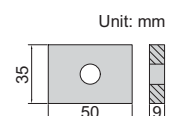


## GAGE BLOCK HOLDER ACCESSORY

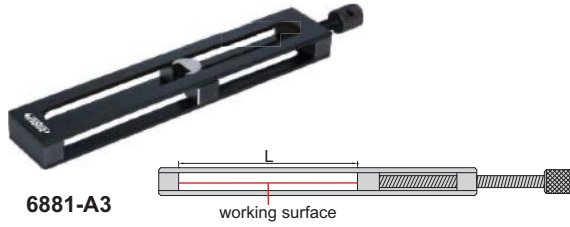
**Code**  
**6886-A**



**6886-A**



# GAGE BLOCK ACCESSORIES

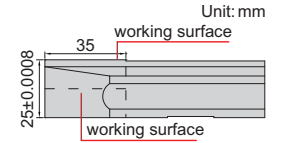


6881-A3

Code	Name
6881-B	base



6881-B



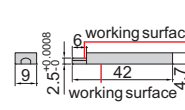
Unit: mm

Code	Name	Clamping range* (L)
6881-A1	holder	0-25mm
6881-A2	holder	25-50mm
6881-A3	holder	50-100mm
6881-A4	holder	100-200mm
6881-A5	holder	200-300mm
6881-A6**	holder	300-500mm

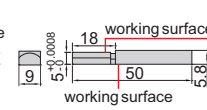
\* The actual clamping range should deduct the width of jaws  
 \*\* Not suitable for base 6881-B



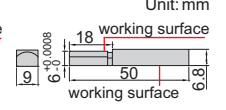
6881-E2



6881-E1



6881-E2



6881-E3

Unit: mm

Code	Name	Size	Remark
6881-E1	half round jaw	2.5mm	made of carbide, supplied in pair
6881-E2	half round jaw	5.0mm	made of carbide, supplied in pair
6881-E3	half round jaw	6.0mm	made of carbide, supplied in pair



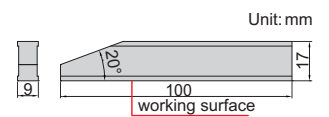
6881-F

Unit: mm

Code	Name	Remark
6881-F	scriber	made of carbide

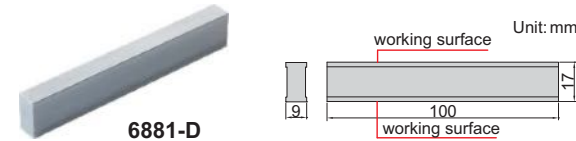


6881-C



Unit: mm

Code	Name	Remark
6881-C	plain jaw	made of carbide, supplied in pair



6881-D

Unit: mm

Code	Name	Remark
6881-D	parallel jaw	made of carbide



6881-G

Unit: mm

Code	Name	Remark
6881-G	centre point	the tip is made of carbide



6881-S17

## GAGE BLOCK ACCESSORY SET

Code	Remark
6881-S17	17 pcs (including below items)

holder, 0-25mm (code 6881-A1)	1 pc
holder, 25-50mm (code 6881-A2)	1 pc
holder, 50-100mm (code 6881-A3)	1 pc
holder, 100-200mm (code 6881-A4)	1 pc
holder, 200-300mm (code 6881-A5)	1 pc
base (code 6881-B)	1 pc
plain jaw (code 6881-C)	1 pair
parallel jaw (code 6881-D)	1 pc
half round jaw, 2.5mm (code 6881-E1)	1 pair
half round jaw, 5.0mm (code 6881-E2)	1 pair
half round jaw, 6.0mm (code 6881-E3)	1 pair
scriber (code 6881-F)	1 pc
centre point (code 6881-G)	1 pc

## application

<p>(plain jaw+holder) set zero for bore gage and inside micrometers</p>	<p>(base+holder+scriber) measure height or scribe</p>	<p>(half round jaw+holder) measure inside diameter</p>
<p>(scriber+centre point+holder) scribe circle</p>	<p>(plain jaw+parallel jaw+holder) Go and No Go inspection</p>	